

# PEBBLE CHANDELIER 9-P

## PENDANT

MANUFACTURED IN CANADA

LUKAS PEET / 2021



PEB-CHA-3-P-HE-AS-SM-300-UNV-120

### DESCRIPTION

Pebble celebrates the beautiful qualities of stones while enabling the individual to extract their own collection.

### TYPE

Pendant Chandelier

### PENDANT DIMENSIONS

- Ø 35cm / 13.75"
- Weight: 5kg / 11lbs

### GLASS FINISHES



PEARL "PL"

SLATE "SL"

CITRINE "CI"



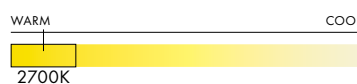
ASSORTED "AS"

Glass is hand blown, variations in form, colour and size may occur.

### TECHNICAL INFORMATION

- Input Voltage: 110-277V / 220-240V
- Integral LED source
- 9 x 14W LED 39V
- 47,000 hours life
- Delivered lumens: 9 x 1038 (\*Pearl Glass)
- CRI 90+
- PS: TRIAC/0-10V 120V-277V 300mA  
TRIAC/0-10V 220V-240V 350mA

### COLOUR TEMPERATURE



### CERTIFICATIONS



\* APPLICATION: DRY INDOOR LOCATION ONLY

### MATERIALS

- Glass
- Aluminum

### CANOPY DIMENSIONS

- Ø 96cm / 37.5"
- Canopy weight: 22kg / 49lbs
- Hang weight: 67kg / 148lbs

### CANOPY FINISHES



WHITE (WH)

BLACK (BK)

SATIN METAL (SM)



FOR CUSTOM FINISHES,  
PLEASE INQUIRE.

### CUSTOM AVAILABLE

Pebble Chandelier can be expanded further than the shown options.

For custom arrangements and special projects, please contact [info@andlight.ca](mailto:info@andlight.ca)

# PEBBLE CHANDELIER 9 - P

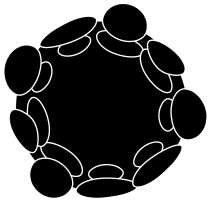
## PENDANT

MANUFACTURED IN CANADA

LUKAS PEET / 2021

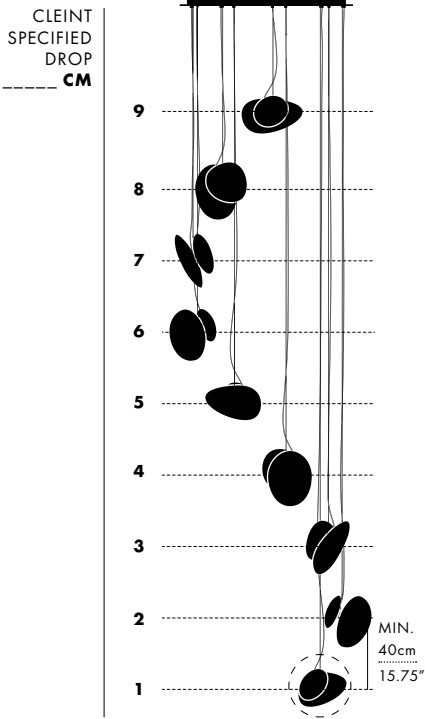
### HELIX

PEB-CHA-9-P-HE- - - - - -



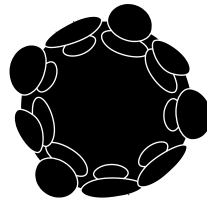
96cm | 37.8"

88m | 34.6"



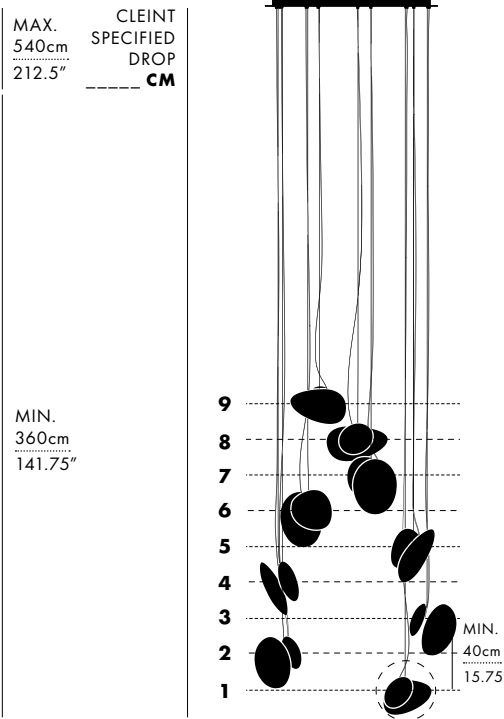
### DOUBLE HELIX

PEB-CHA-9-P-DH- - - - -



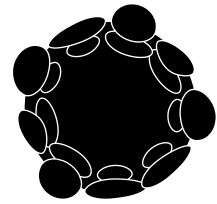
96cm | 37.8"

88m | 34.6"



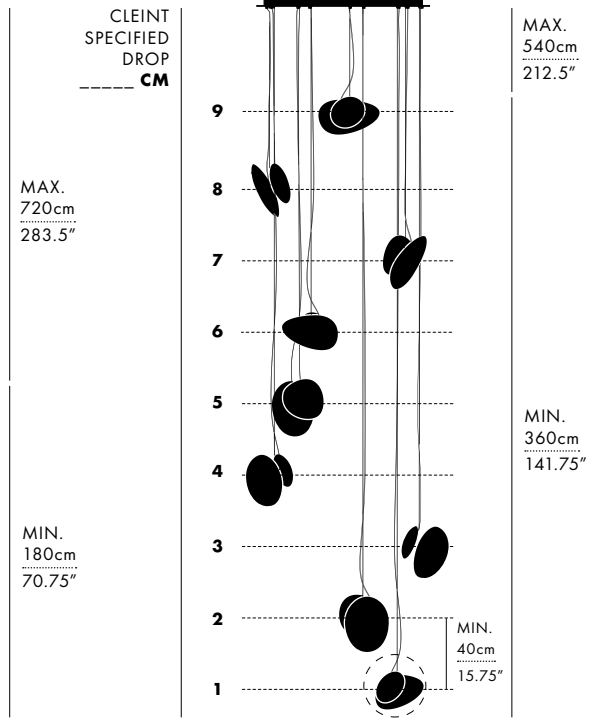
### CLUSTER

PEB-CHA-9-P-CL- - - - - -



96cm | 37.8"

88m | 34.6"



SERIES	MODEL	TYPE	ARRANGEMENT	GLASS FINISH	CANOPY FINISH	SPECIFIED DROP	PS	VOLTAGE IN
PEB	CHA-9	P	<input type="checkbox"/> HE (HELIX) <input type="checkbox"/> DH (DOUBLE HELIX) <input type="checkbox"/> CL (CLUSTER)	<input type="checkbox"/> PL (ALL PEARL) <input type="checkbox"/> SL (ALL SLATE) <input type="checkbox"/> CI (ALL CITRINE) <input type="checkbox"/> AS (ASSORTED)	<input type="checkbox"/> WH (WHITE SANDEX) <input type="checkbox"/> BK (BLACK SANDEX) <input type="checkbox"/> SM (SATIN METAL)	<input type="checkbox"/> _____ CM (please specify drop height in centimeters)	<input type="checkbox"/> UNV <input type="checkbox"/> DAL	<input type="checkbox"/> 120/277 <input type="checkbox"/> 230

