


PEBBLE CHANDELIER 4 - P

PENDANT

MANUFACTURED IN CANADA

LUKAS PEET / 2021



PEB-CHA-3-P-HE-AS-SM-300-UNV-120

DESCRIPTION

Pebble celebrates the beautiful qualities of stones while enabling the individual to extract their own collection.

TYPE

Pendant Chandelier

PENDANT DIMENSIONS

- Ø 35cm / 13.75"
- Weight: 5kg / 11lbs

GLASS FINISHES



PEARL "PL"

SLATE "SL"

CITRINE "CI"




ASSORTED "AS"

Glass is hand blown, variations in form, colour and size may occur.

TECHNICAL INFORMATION

- Input Voltage: 110-277V / 220-240V
- Integral LED source
- 4 x 14W LED 39V
- 47,000 hours life
- Delivered lumens: 4 x 1038 (*Pearl Glass)
- CRI 90+
- PS: TRIAC/0-10V 120V-277V 300mA
TRIAC/0-10V 220V-240V 350mA

COLOUR TEMPERATURE



CERTIFICATIONS



* APPLICATION: DRY INDOOR LOCATION ONLY

MATERIALS

- Glass
- Aluminum

CANOPY DIMENSIONS

- Ø 69cm / 27"
- Canopy weight: 11kg / 25lbs
- Hang weight: 31kg / 69lbs

CANOPY FINISHES



WHITE (WH)

BLACK (BK)

SATIN METAL (SM)



FOR CUSTOM FINISHES,
PLEASE INQUIRE.

CUSTOM AVAILABLE

Pebble Chandelier can be expanded further than the shown options.

For custom arrangements and special projects, please contact info@andlight.ca

PEBBLE CHANDELIER 4 - P

PENDANT

MANUFACTURED IN CANADA

LUKAS PEET / 2021

HELIX

PEB-CHA-4-P-HE- - - - - -

DOUBLE HELIX

PEB-CHA-4-P-DH- - - - -

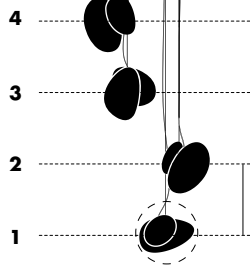
CLUSTER

PEB-CHA-4-P-CL- - - - - -



CLEINT
SPECIFIED
DROP
----- **CM**

69cm | 27"
61cm | 24"



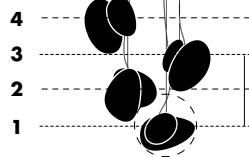
MIN.
40cm
15.75"

MAX.
740cm
291.25"

MIN.
160cm
63"

CLEINT
SPECIFIED
DROP
----- **CM**

69cm | 27"
61cm | 24"



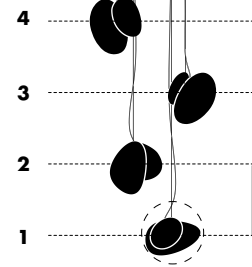
MIN.
40cm
15.75"

MAX.
800cm
315"

MIN.
100cm
39.5"

CLEINT
SPECIFIED
DROP
----- **CM**

69cm | 27"
61cm | 24"



MIN.
40cm
15.75"

MAX.
740cm
291.25"

MIN.
160cm
63"

SERIES	MODEL	TYPE	ARRANGEMENT	GLASS FINISH	CANOPY FINISH	SPECIFIED DROP	PS	VOLTAGE IN
PEB	CHA-4	P	<input type="checkbox"/> HE (HELIX) <input type="checkbox"/> DH (DOUBLE HELIX) <input type="checkbox"/> CL (CLUSTER)	<input type="checkbox"/> PL (ALL PEARL) <input type="checkbox"/> SL (ALL SLATE) <input type="checkbox"/> CI (ALL CITRINE) <input type="checkbox"/> AS (ASSORTED)	<input type="checkbox"/> WH (WHITE SANDTEX) <input type="checkbox"/> BK (BLACK SANDTEX) <input type="checkbox"/> SM (SATIN METAL)	<input type="checkbox"/> _____ CM (please specify drop height in centimeters)	<input type="checkbox"/> UNV <input type="checkbox"/> DAL	<input type="checkbox"/> 120/277 <input type="checkbox"/> 230

