

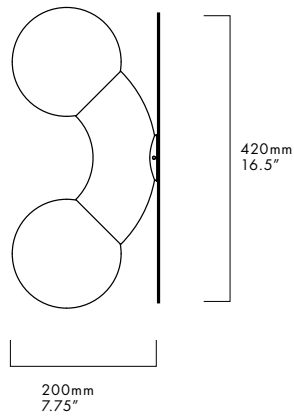
VINE – CEILING/WALL

CAINE HEINTZMAN / 2018

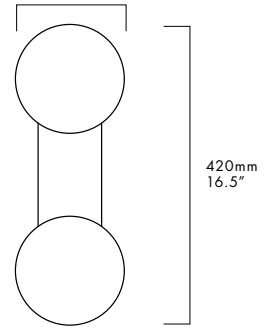


VIN-CW-CH-120

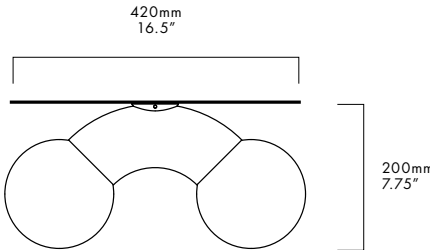
WALL MOUNT



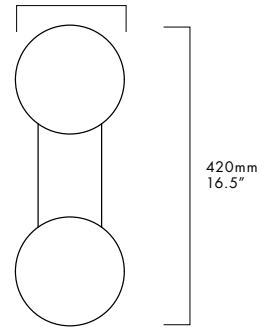
150mm
6"



CEILING MOUNT



150mm
6"



DESCRIPTION

The Vine Pendant combines exaggerated form with the propensity for repetition resulting in an ambitious vertically scaling fixture.

MATERIALS

- Chromed Steel
- Opal Glass Globe

MANUFACTURED

Canada

DIMENSIONS

420 x 200 x 150mm/16.5"x7.75"x6"

ELECTRICAL

- 100-240V
- Dimming: ELV

INCLUDED LAMP

- 3000K
- 2 x 4W G9 LED Lamp

CANOPY KIT

For North America ships with canopy and trimless rough-in.


CERTIFICATIONS



FINISHES



CHROME
(CH)



MIDNIGHT
CHROME (MD)



CUSTOM

SERIES

VIN

TYPE

CW

FINISH

- CH (CHROME)
 MD (MIDNIGHT CHROME)

VOLTAGE IN

- 120
 230

MODIFIED: 11/20/19



WWW.ANDLIGHT.CA
INFO@ANDLIGHT.CA
+1 604 563 6938

505 B RAILWAY STREET
VANCOUVER, BC
CANADA V6A 1A7